

FIELD ADAPTATION OF SWEET POTATO GENOTYPES ENRICHED OF β -CAROTENE, IN THE STATE OF GOIÁS

ADAPTAÇÃO NO CAMPO DE GENÓTIPOS DE BATATA-DOCE ENRIQUECIDOS DE β -CAROTENO, NO ESTADO DE GOIÁS

Alexandre Igor Azevedo PEREIRA¹; Lucas Barbosa de FREITAS²;
Fernando Soares de CANTUÁRIO¹; Carmen Rosa da Silva CURVÊLO¹;
Geovani Bernardo AMARO³; José Magno Queiroz LUZ⁴

1. Instituto Federal Goiano-Campus Urutaí. Urutaí, Goiás, Brasil. aiapereira@yahoo.com.br; 2. Faculdade de Ciências Agrônômicas, Universidade Estadual Paulista “Júlio de Mesquita Filho”. Botucatu, São Paulo, Brasil; 3. Embrapa Hortaliças. Gama, Distrito Federal, Brasil; 4. Instituto de Ciências Agrárias, Universidade Federal de Uberlândia. Uberlândia, Minas Gerais, Brasil. jmagno@ufu.br

ABSTRACT: Most sweet potato genotypes marketed in Brazil have white, yellow or cream pulp color with negligible carotenoid contents. The use of beta-carotene rich sweet potato materials may contribute to improve people welfare, especially those at critical nutritional conditions. The yield-related traits and marketable tuber quality of 10 beta-carotene biofortified (or not) sweet potato genotypes were assessed in a Brazilian Cerrado area. Differences for all traits were found, with some materials prevailing. However, four of them (CNPH 1190, CNPH 1206, CNPH 1210 and CNPH 1310) showed good adaptability. CNPH 1210 had the highest yield (52.21 ton ha⁻¹), 4.28 times higher than the Brazilian sweet potato average yield. CNPH 1210 and CNPH 1310 had the highest tuber numbers and the most preferred mass class for consumers, and therefore, they furnished the best marketable genotypes. Nevertheless, the materials CNPH 1210 and CNPH 1310 (both orange-fleshed sweet potatoes) stood out for tuber market quality. Our results may stimulate organized civil society efforts to improve the production and consumption of beta-carotene-rich sweet potato materials in municipalities in the Brazilian Cerrado.

KEYWORDS: Adaptability. Convolvulaceae. *Ipomoea batatas*. Nutrition. Provitamin A.

INTRODUCTION

Sweet potato (*Ipomoea batatas* L.) (Convolvulaceae) is the fourth most consumed vegetable in Brazil, and the sixth most popular and abundant vegetable in the world (MUSSOLINE; WILKIE, 2016). This plant has relatively low production cost, requires minimal investments in technology, and provides a high financial return. Sweet potato is mainly cultivated by small familiar farmers, such as those located at developing countries, without necessarily using genetically improved varieties (OLIVEIRA et al., 2008). Sweet potato is an important dietary component for populations with food limitation, due to its high nutritional values, including sugars, dietary fibers, vitamins and minerals (SILVA et al., 2010). The leaves have antioxidant activity, suppressing low-density lipoprotein oxidation (NAGAI et al., 2011).

Since 2006, Embrapa CNPH (National Center for Vegetable Research) researchers have selected carotenoid-rich (such as β -carotene) sweet potato materials. This substance is a primary pigment molecule and provitamin A source (MELÉNDEZ-MARTÍNEZ et al., 2007) with high

antioxidant capacity by eliminating free radicals, due to conjugated double bonds (FU et al., 2011). This research is part of the Biofortification Project of Embrapa-Biofort (Brazilian Biofortification Program) linked to two international food biofortification programs, the HaverstPlus and the AgroSalud. These programs aim at developing natural foods with nutrient quantities meeting the nutritional needs of the human body (LAURIE et al., 2015). The project also developed rice, beans, corn, cassava, pumpkin and wheat with higher nutrient contents. In 2010, Embrapa CNPH recommended the usage of orange-fleshed sweet potato (Beauregard) in Brazil (variety CNPH 1205, assessed in the present survey), normally used in the United States (VANESBROECK et al., 2008) and registered by the Brazilian Ministry of Agriculture, Livestock and Supply (MAPA, 2016).

In Brazil and Ghana, the most preferred sweet potato varieties have white, yellow or cream flesh (OFORI et al., 2009) with insignificant carotene levels compared to the orange-fleshed ones, with carotene values comparable to those of carrot, the most cited carotene food source (TAKAHATA et al., 1993). Nigerian consumers











have the same preference (NWANKWO et al., 2014). In China, the four most common sweet potato materials have white, yellow, orange and purple flesh, with different chemical compositions (JUNG et al., 2014).

The use of β -carotene enriched materials can help population nutrition, especially those in critical nutritional situation. The purpose of the present study was to compare yield traits and tuber quality of β -carotene biofortified (or not) sweet potato genotypes in a Cerrado Savanna-type environment of Brazil, at Goiás state.

MATERIAL AND METHODS

The experiment consisted of a completely randomized block design with four replications. The treatments were 10 sweet potato genotypes from Embrapa CNPH, kept in Gama, Distrito Federal, Brazil. Sweet potato genotypes are visually separated by their inner and outside color and leaf morphology (Table 1).

Table 1. Visual characteristics (skin and flesh color) of tubers, and leaf morphology of the 10 sweet potato materials, *Ipomoea batatas* (Convolvulaceae), cultivated in Urutaí, Goiás state, Brazil, 2013/2014 agricultural year

Materials (CNPH)	Tuber color			Leaf shape		
	Inside view	Skin	Flesh	General	Lobes type	Central lobe shape
1190*		Purple-red	White	Triangular	Very slight	Toothed
1195		Pinkish	Intermediate Orange	Lanceolate	Deep	Lanceolate
1205		Purple-red	Intermediate Orange	Lobed	Slight	Triangular
1206*		Cream	White	Lanceolate	Deep	Lanceolate
1210		Cream	Dark Orange	Cordate	Very slight	Toothed
1304		Purple-red	Dark Orange	Triangular	Very slight	Toothed
1310		Pinkish	Dark Orange	Triangular	Slight	Toothed
1338		Dark purple	Dark Orange	Cordate	Very slight	Toothed
1340*		Cream	White	Triangular	Very slight	Toothed
1362		Pinkish	Dark Orange	Cordate	Very slight	Toothed

*Non-biofortified genotypes.

The soil, Red Yellow Dystrophic type, was collected before experiment installation at 0 to 0.20 m depth, and presented the following characteristics: pH in water of 6.01; Ca, Mg, K, H+Al of 0.2, 1.8, 0.43, and 5.8 cmol_c dm⁻³, respectively; P of 0.67 mg dm⁻³; organic matter of 22.2 g kg⁻¹; Cu, Fe, Mn, and Zn of 4.3, 79.1, 28.3, and 4.1 mg dm⁻³, respectively,

and granulometry of 226.2, 209.8, and 564.0 g kg⁻¹ of clay, silt and sand, respectively. Soil preparation consisted of forming 30 cm furrow, spaced 80 cm apart, by using a bedshaper coupled with a rotary hoe. These beds were separated in half each one, forming the furrows with the dimensions described.

No plowing was required and only a rotary hoe was used to loose soil and weed elimination

The experimentation was held out from November 2015 to April 2016, in a 600 m² experimental area, and the propagating material consisted of seed-stems (called seedlings) with six to eight internodes (about 30 centimeter). Each plot had five 4 m furrows, spaced 80 cm between them, and 33 cm between plants (three plants per linear meter). Plots were spaced by one meter.

The fertilization consisted of a 60-120-90 kg ha⁻¹ of N, P₂O₅ and K₂O, respectively, formula with all the phosphorus applied at planting and the N and K₂O in portions, half at planting time and half at coverage, when seedlings began to sprout (about four to five weeks after grafting). This fertilization formula meets the nutritional requirements of sweet potato types evaluated (biofortified or not) (PHILLIPS et al., 2005).

Seedlings were manually buried using a 40 cm plastic sharpened stick. The stem base was deposited into a hole with half of its length buried (30 cm) and the soil accommodated around the stem. Irrigation was held away by conventional overhead irrigation, and the main cultural treatments to developing sweet potatoes were taken.

The shoot fresh mass (ton ha⁻¹) (SFM), shoot dry mass (ton ha⁻¹) (SDM), final tuber numbers (n/ha) (FNT), yield (ton ha⁻¹) (Y), fresh mass (kg) of five commercial tubers (FM5CR) and dry mass (kg) of five commercial tubers (DM5CR) were determined. Seedlings viability (%) (VIAB) was also measured by the ratio between seedlings planted and surviving plants at harvesting. After harvesting, all tubers were individually categorized according to their mass in seven classes: extra A (between 301 and 400 g), extra B (201 and 300 g), special (151 and 200 g), miscellaneous I (80 and 150 g), miscellaneous II (400 and 800 g), discarded I (below 80 g) and discarded II (above 800 g). This classification is used as standard for tuber commercialization in Brazil, although it is not officially registered.

All data were checked for analysis of variance assumptions. Normality was verified by the Lilliefors test and by visual symmetry of the histogram obtained with the software SAEG (System of Statistical and Genetic Analysis) (RIBEIRO JÚNIOR; MELO, 2008). All yield variables, seedlings viability, and categorization of sweet potato tubers as function of their weight followed normal distribution. After verification of the mean

significance (or not) between materials, using ANOVA, sweet potato yield and quality means were compared using the Tukey test at 5% probability level.

RESULTS

Shoot mass and seedling viability

Shoot fresh mass ($F= 15.87$, $df= 9$, $P= 0.00$) and shoot dry mass ($F= 8.28$, $df= 9$, $P= 0.00$) differed between sweet potato genotypes (Table 2). CNPH 1206 had highest shoot fresh mass, 82.89 ± 2.79 tons ha⁻¹ and CNPH 1205 the lowest (33.19 ± 1.08 ton ha⁻¹). The other genotypes had intermediate values: 41.46 ton ha⁻¹ (CNPH 1190) to 54.17 ton ha⁻¹ (CNPH 1340). The shoot dry mass showed a similar response. The materials CNPH 1206 and CNPH 1205 presented the highest (8.46 ± 0.26 ton ha⁻¹) and lowest dry mass (4.82 ± 0.64 ton ha⁻¹) values, respectively (Table 2).

Seedlings viability varied between genotypes ($F= 3.89$, $df= 9$, $P= 0.00$) (Table 2). A total of 93.05% of the CNPH 1210 seedlings originated adult plants, while this was 66.66% for the CNPH 1190 (Table 2). The viability of the remaining materials ranged between 72.22% and 87.50%.

Tuber yield

The number of tubers differed between the genotypes evaluated ($F= 67.63$, $df= 9$, $P= 0.00$) (Table 3). CNPH 1310 (with the highest tuber numbers) produced 10.67 times more tubers than the CNPH 1340 (with the lowest tuber number) (Table 3). CNPH 1310 yielded about 3.5, 2.6, 1.6, 4.0, 2.3, 3.7, 2.5 and six times more tubers than the CNPH 1190, CNPH 1195, CNPH 1205, CNPH 1206 CNPH 1210, CNPH 1304, CNPH 1338 and CNPH 1362, respectively.

The material CNPH 1210 had the highest yield, 52.21 ton ha⁻¹ ($F= 48.89$, $df= 9$, $P= 0.00$) (Table 3). The yield of the other genotypes ranged between 13.93 ton ha⁻¹ (CNPH 1206) and 47.43 ton ha⁻¹ (CNPH 1205). CNPH 1340 genotype had the lowest yield (7.45 ton ha⁻¹) (Table 3).

Fresh mass ($F= 5.46$, $df= 9$, $P= 0.00$) and dry mass ($F= 8.08$, $df= 9$, $P= 0.00$) of five commercial tubers differed between each other (Table 3). CNPH 1310 and CNPH 1210 genotypes produced heavier tubers, while the dry mass of the CNPH 1190 and CNPH 1206 tubers were heavier.

Table 2. Values (Mean \pm SE¹) of shoot fresh mass (ton ha⁻¹), shoot dry mass (ton ha⁻¹) and seedling viability (%) of sweet potato genotypes, *Ipomoea batatas* (L.) (Convolvulaceae), cultivated in Urutaí, Goiás state, Brazil, agricultural year of 2013/2014

Materials (CNPB)	SFM	SDM	VIAB
1190*	4.46 \pm 5.88 c	0.51 \pm 0.04 d	66.66 \pm 2.15 c
1195	4.70 \pm 4.13 c	0.68 \pm 0.04 c	79.16 \pm 5.59 abc
1205	3.31 \pm 1.08 e	0.48 \pm 0.06 d	87.50 \pm 4.16 ab
1206*	8.28 \pm 2.79 a	0.84 \pm 0.02 a	88.88 \pm 3.51 ab
1210	4.21 \pm 1.38 c	0.54 \pm 0.04 d	93.05 \pm 3.97 a
1304	4.29 \pm 3.86 c	0.63 \pm 0.01 c	80.55 \pm 1.75 abc
1310	4.33 \pm 2.67 c	0.50 \pm 0.03 d	77.77 \pm 4.64 abc
1338	4.95 \pm 5.69 d	0.70 \pm 0.02 b	72.22 \pm 4.12 bc
1340*	5.41 \pm 1.71 b	0.74 \pm 0.01 b	83.33 \pm 3.04 abc
1362	5.96 \pm 5.37 b	0.64 \pm 0.06 c	73.61 \pm 7.27 abc
CV (%)	13.74	13.07	12.03

¹Means followed by the same letter do not differ at the 5% probability level by the Tukey test. SFM= shoot fresh mass (ton ha⁻¹), SDM= shoot dry mass (ton ha⁻¹), and VIAB= seedlings viability (%). *Non-biofortified genotypes.

Table 3. Final tuber numbers (n ha⁻¹) (FNT), yield (ton ha⁻¹) (Y), fresh mass of five commercial tubers (kg) (FM5CT) and dry mass (DM5CT) of five commercial tubers (mg) (mean \pm SE¹) of sweet potato genotypes, *Ipomoea batatas* (L.) (Convolvulaceae), cultivated in Urutaí, Goiás state, Brazil, agricultural year of 2013/2014

Materials (CNPB)	FNT	Y	FM5CT	DM5CT
1190*	8,694.66 \pm 178.87 d	17.78 \pm 0.75 d	1,549 \pm 0.01 b	0.434 \pm 0.04 a
1195	8,071.61 \pm 287.24 d	35.59 \pm 1.17 c	1,590 \pm 0.03 b	0.381 \pm 0.01 b
1205	13,196.61 \pm 417.66 c	47.43 \pm 1.97 b	1,574 \pm 0.04 b	0.399 \pm 0.04 b
1206*	5,078.12 \pm 116.58 e	13.93 \pm 0.09 e	1,549 \pm 0.01 b	0.436 \pm 0.01 a
1210	11,930.33 \pm 1,736.25 c	52.21 \pm 4.88 a	1,624 \pm 0.01 a	0.318 \pm 0.01 d
1304	7,591.14 \pm 633.30 e	39.02 \pm 2.81 c	1,578 \pm 0.02 b	0.358 \pm 0.05 c
1310	30,517.57 \pm 1,799.39 a	32.81 \pm 1.88 c	1,637 \pm 0.04 a	0.239 \pm 0.02 g
1338	19,059.24 \pm 1,489.20 b	32.74 \pm 2.66 c	1,495 \pm 0.03 c	0.261 \pm 0.16 f
1340*	2,858.07 \pm 254.35 f	7.45 \pm 0.49 f	1,473 \pm 0.02 c	0.309 \pm 0.09 e
1362	11,630.85 \pm 621.81 c	44.13 \pm 1.35 b	1,467 \pm 0.03 c	0.260 \pm 0.01 f
CV (%)	16.33	13.15	3.29	15.05

¹Means followed by the same letter do not differ at the 5% probability level by the Tukey test. CV = coefficient of variation. *Non-biofortified genotypes.

Qualitative tuber analysis

The genotypes CNPH 1210 and CNPH 1310 produced larger number of extra A tubers (F= 15.23, df= 9, P= 0.00) and the CNPH 1340 the lowest number of tubers of this same category (Figure 1A). The CNPH 1210 genotype also produced a larger number of extra B (F= 74.52, df= 9, P= 0.00) (Figure 1B) and especial (F= 72.25, df= 9, P= 0.00) (Figure 1C) tubers than the other materials, whereas the genotype CNPH 1340 had low tuber yield of the

categories Extra B and Special. The CNPH 1310 had the highest yield of miscellaneous I (Figure 1D) with 1197.91 tubers (F= 91.46, df= 9, P= 0.00). The genotypes CNPH 1210 and CNPH 1205 had higher yield of miscellaneous II tubers (Figure 1E), (F= 21.68, df= 9, P= 0.00). CNPH 1310 and CNPH 1362 had the highest yield of discard I (F= 47.98, df= 9, P= 0.00) (Figure 1F) and discard II (F= 23.11, df= 9, P= 0.00) (Figure 1G) tubers, respectively.

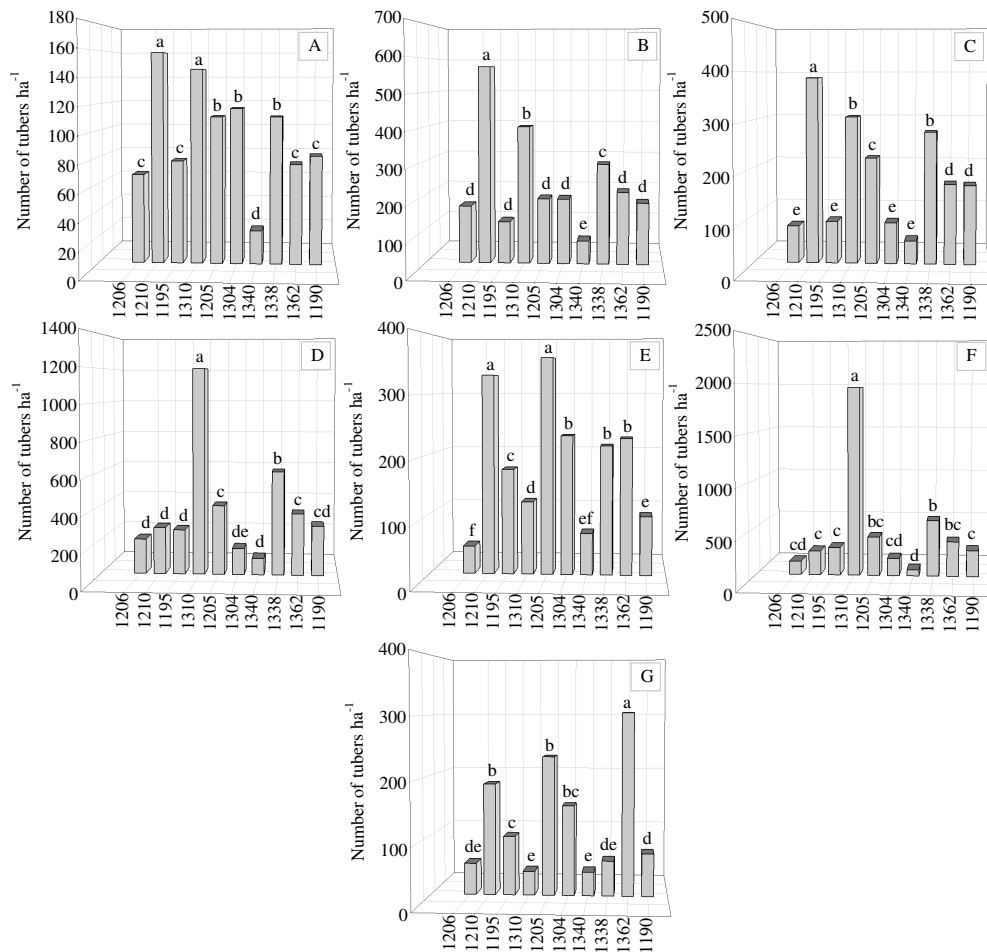


Figure 1. Selection of sweet potato materials, *Ipomoea batatas* L. (Convolvulaceae), with best and worst performances for the characteristics: shoot fresh mass (ton ha^{-1}) (white bars), shoot dry mass (ton ha^{-1}) (black bars), seedlings viability (%) (gray bars), final number of tubers (red bars), yield (ton ha^{-1}) (green bars), fresh mass of five commercial tubers (kg) (blue bars), and dry mass of five commercial tubers (kg) (yellow bars). Urutaí, Goiás, Brazil, agricultural year of 2013/2014. The genotypes 1190, 1340 and 1206 are non-biofortified.

DISCUSSION

In general, clear flesh sweet potato clones have higher shoot weight yield than β -carotene-enriched ones. Our results are similar to those reported in Umudike, Abia state, Nigeria (NWANKWO et al., 2014). Sweet potato tubers have undoubtedly higher added value for the food industry and *in natura* consumption, but shoot is important as food for domesticated animals. Sweet potato leaves and stems have high crude protein content and good digestibility for dairy or beef cattle, as fresh leaves and silage (GONÇALVES et al., 2011; VIANA et al., 2011). In Southeast Asia, sweet potato leaves are consumed as vegetables by the population (NAGAI et al., 2011). Tubers with pale yellow or white flesh are more suitable to manufacture flour or feeding domesticated animals,

because they are less sweet than those with purple, reddish or orange flesh clones (MUSSOLINE; WILKIE, 2016).

The high viability of the biofortified genotype CNPH 1210 is important, since this study used manual planting system (seed-stems), what is more rustic, and therefore, more susceptible to plant establishment failures. This material can also be studied for clonal seedlings in tissue cultures similar to the potato seedling production system (*Solanum tuberosum* L.) (Solanaceae) (HOQUE et al., 1996). Besides, the adaptability and resistance of the CNPH 1210 seedlings should be better investigated because sweet potato planting and production system adopted in many countries worldwide is mechanized.

The yield obtained, 7.45 to 52.21 ton ha^{-1} for genotypes CNPH 1340 and CNPH 1210,

respectively, differ from the Brazilian average (11.80 ton ha⁻¹) (IBGE, 2016). The genotype CNPH 1340 had a yield similar to that in Nigeria (7 ton ha⁻¹) (NWANKWO et al., 2014). The CNPH 1210 material reached four times the Brazilian mean yield, highlighting it as a promising material. Biofortified sweet potato varieties have been used for their productive potential, as the Beauregard cultivar, the main β -carotene-enriched cultivar produced in the United States (PHILLIPS et al., 2005; VANESBROECK et al., 2008). This information differs from the report that carotene-biofortified genotypes had lower yield than non-biofortified ones in Vale do Jequitinhonha, Minas Gerais state, Brazil (ANDRADE JUNIOR et al., 2009). This demonstrates the importance of considering the adaptation of β -carotene-enriched sweet potato materials in other Brazilian regions to define a yield criterion for this harvest. However, the highest genotype CNPH 1210 yield can be an important criterion to farmers increasing their cultivation, supply this product to market, and consequently, the consumption of this material by the population.

The tuber numbers can be used to predict the yield potential of a given genotype because a positive correlation between yield and tuber numbers (GASURA et al., 2008; MOTSA et al., 2015). However, the increase in tuber numbers decreases its dry matter content, since the plant may not obtain photoassimilates necessary for all tubers to gain mass. In such cases, the production of a few standard size tubers is preferred instead of many low mass tubers.

In Brazil, for example, no official commercial standard has been established for sweet potato, but the existing classification system considers the demands of large consumer markets (Rio de Janeiro and São Paulo) with tuber mass as a reference. In general, Brazilian consumers prefer smooth and elongated sweet potato tubers, and do not appreciate very large or very small ones. The average preference indicates 12 to 16 cm long, 5 to 8 cm in diameter, and 200 to 400 g of tuber fresh mass. At purchase, the visual aspects influence selecting this product, and the decision on buying fruits and vegetables is based on their appearance (ABBOTT et al., 2015). The materials CNPH 1205, CNPH 1210, CNPH 1310, and CNPH 1362 had high tuber yield classified as miscellaneous and

discard. However, these materials can be used for industrial processing because they also present nutritional characteristics of tubers of the commercially desirable classes (CARDOSO et al., 2005). Clones with higher dry mass (such as the non-biofortified genotypes CNPH 1206 and CNPH 1190) have higher sale value for industrial purposes (QUEIROGA et al., 2007).

The Brazilian consumer preference by sweet potatoes with pale flesh and white, pink or purple skin (Filgueira, 2013) has been changed due to the nutritional advantages of β -carotene-enriched sweet tubers, a substance which benefits humans as a vitamin A precursor (MAIANI et al., 2009). Thus, the consumption of these last sweet potatoes should be encouraged, especially as food for people at nutrition risk in Brazil and other developing countries (SILVA et al., 2010). South African companies, private organizations and human nutrition, public sectors have invested in boosting β -carotene-enriched sweet potato consumption (LAURIE et al., 2015). This confirms a typical characteristic of sweet potatoes breeding programs in Brazil as found in other tropical regions in the world (VILLAREAL; JO, 1983): the existence of a vast germplasm bank what facilitates finding materials meeting different requirements.

CONCLUSIONS

The yield and qualitative parameters of β -carotene-enriched (or not) sweet potato genotypes strongly differed from each other.

The non-biofortified genotype CNPH 1206 (white-fleshed) presented the highest shoot fresh and dry mass yield and the CNPH 1310 and CNPH 1210 (both orange-fleshed) the highest tuber number and yield, respectively. CNPH 1210 also showed high tuber numbers with fresh mass classified with highest value in the Brazilian marketplace.

In pragmatic terms, familiar-based farmers can profit from the cultivation of β -carotene rich, sweet potato materials because this plant requires management with a depressed degree of technology. Our results may stimulate efforts to improving the production and consumption of β -carotene rich sweet potato materials in more Brazilian regions, such as those where Brazilian Cerrado Savanna-type environments predominates.

RESUMO: A maioria dos genótipos de batata-doce comercializados no Brasil tem cor de polpa branca, amarela ou creme, com conteúdo desprezível de carotenóides. O uso de materiais de batata-doce ricos em beta-caroteno pode contribuir para melhorar o bem-estar das pessoas, especialmente aquelas em condições

nutricionais críticas. Características relacionadas ao rendimento e a qualidade comercial dos tubérculos de 10 genótipos de batata-doce biofortificada (ou não) com beta-caroteno foram avaliadas em uma área do Cerrado brasileiro. Diferenças para todas as características foram encontradas, com alguns materiais predominantes. No entanto, quatro deles (CNPH 1190, CNPH 1206, CNPH 1210 e CNPH 1310) mostraram boa adaptabilidade. O CNPH 1210 teve o maior rendimento (52,21 ton ha⁻¹), 4,28 vezes maior que o rendimento nacional médio da batata-doce brasileira. CNPH 1210 e CNPH 1310 tiveram o maior número de tubérculos e a classe de massa mais preferida para os consumidores e, portanto, forneceram os melhores genótipos comercializáveis. No entanto, os materiais CNPH 1210 e CNPH 1310 (ambos batata-doce de polpa alaranjada) destacaram-se pela qualidade dos tubérculos comerciais. Nossos resultados podem estimular esforços da sociedade civil organizada para melhorar a produção e consumo de materiais de batata-doce ricos em beta-caroteno em municípios contidos no Cerrado brasileiro.

PALAVRAS-CHAVE: Adaptabilidade. Convolvulaceae. *Ipomoea batatas*. Nutrição. Provitamina A.

REFERENCES

- ABBOTT, J. A. Quality measurement of fruits and vegetables. **Postharvest Biology and Technology**, v. 15, n. 3, p. 207-225, Mar. 1999. [https://doi.org/10.1016/s0925-5214\(98\)00086-6](https://doi.org/10.1016/s0925-5214(98)00086-6)
- ANDRADE JUNIOR, V. C.; VIANA, D. J. S.; FERNANDES, J. S. C.; FIGUEIREDO, J. A.; NUNES, U. R.; NEIVA, I. P. Selection of sweet potato clones for the region Alto Vale do Jequitinhonha. **Horticultura Brasileira**, Brasília, v. 27, n. 3, p. 389-393, Sep. 2009. <https://doi.org/10.1590/s0102-05362009000300024>
- CARDOSO, A. D.; VIANA, A. E. S.; RAMOS, P. A. S.; MATSUMOTO, S. N.; AMARAL, C. L. F.; SEDIYAMA, T.; MORAIS, O. M. Avaliação de clones de batata-doce em Vitória da Conquista. **Horticultura Brasileira**, Brasília, v. 23, n. 4, p. 911-914, Out-Dec. 2005. <https://doi.org/10.1590/s0102-05362005000400009>
- FILGUEIRA, F. A. R. **Novo Manual de Olericultura: agrotecnologia moderna na produção e comercialização de hortaliças**. 3. ed. Viçosa: Editora UFV, 2013. 421 p.
- FU, H.; XIE, B.; MA, S.; ZHU, X.; FAN, G.; PAN, S. Evaluation of antioxidant activities of principal carotenoids available in water spinach (*Ipomoea aquatica*). **Journal of Food Composition and Analysis**, San Diego, v. 24, n. 2, p. 288-297, Mar. 2011. <https://doi.org/10.1016/j.jfca.2010.08.007>
- GASURA, E.; MASHINGAIDZE, A. B.; MUKASA, S. B. Genetic variability for tuber yield, quality, and virus disease complex traits in Uganda sweetpotato germplasm. **African Crop Science Journal**, Kampala, v. 16, n. 2, p. 147-160, 2008. <https://doi.org/10.4314/acsj.v16i2.54355>
- GONÇALVES NETO, A. C.; MALUF, W. R.; GOMES, L. A. A.; GONÇALVES, R. J. S.; SILVA, V. F.; LASMAR, A. Aptidões de genótipos de batata-doce para consumo humano, produção de etanol e alimentação animal. **Pesquisa Agropecuária Brasileira**, Brasília, v. 46, n. 11, p. 1513-1520, Nov. 2011. <https://doi.org/10.1590/s0100-204x2011001100013>
- HOQUE, M. I.; MILA, N. B.; KHAN, M. D. S.; SARKAR, R. H. Shoot regeneration and in vitro microtuber formation in potato (*Solanum tuberosum* L.). **Bangladesh Journal of Botany**, Dhaka, v. 25, n. 1, p. 87-93, Jun. 1996.
- IBGE. Área plantada, área colhida, quantidade produzida e valor da produção da batata-doce. 2016. Available in: <http://www.sidra.ibge.gov.br>. Accessed in: 10 dec. 2016.

JUNG, S. B.; SHIN, J. H.; KIM, J. Y.; KWON, O. Shinzami Korean purple-fleshed sweet potato extract prevents ischaemia-reperfusion-induced liver damage in rats. **Journal of the Science of Food and Agriculture**, Oxford, v. 95, n. 14, p. 2818-2823, Dec. 2014. <https://doi.org/10.1002/jsfa.7021>

LAURIE, S.; FABER, M.; ADEBOLA, P.; BELETE, A. Biofortification of sweet potato for food and nutrition security in South Africa. **Food Research International**, Essex, v. 76, n. 4, p. 962-970, Oct. 2015. <https://doi.org/10.1016/j.foodres.2015.06.001>

MAIANI, G.; PERIAGO, C. M. J.; CATASTA, G.; TOTI, E.; GOÑI, C. I.; BYSTED, A.; GRANADO-LORENCIO, F.; OLMEDILLA-ALONSO, B.; KNUTHSEN, P.; VALOTI, M.; BÖHM, V.; MAYER-MIEBACH, E.; BEHSNILIAN, D.; SCHLEMMER, U. Carotenoids: actual knowledge on food sources, intakes, stability and bioavailability and their protective role in humans. **Molecular Nutrition & Food Research**, Weinheim, v. 53, n. 2, p. 194-218, sep. 2009. <https://doi.org/10.1002/mnfr.200800053>

MAPA. Cultivares de batata-doce registradas. 2016. Available in: http://extranet.agricultura.gov.br/php/snpc/cultivarweb/cultivares_registradas.php. Accessed in: 03 dec. 2016.

MELÉNDEZ-MARTÍNEZ, A. J.; ESCUDERO-GILETE, M. L.; VICARIO, I. M.; HEREDIA, F. J. Relationship between the color and the chemical structure of carotenoid pigments. **Food Chemistry**, Barking, v. 101, n. 3, p. 1145-1150, 2007. <https://doi.org/10.1016/j.foodchem.2006.03.015>

MOTSA, N. M.; MODI, A. T.; MABHAUDHI, T. Sweet potato (*Ipomoea batatas* L.) as a drought tolerant and food security crop. **South African Journal of Science**, Cape Town, v. 111, n. 11-12, p. 1-8, 2015. <https://doi.org/10.17159/sajs.2015/20140252>

MUSSOLINE, W. A.; WILKIE, A. C. Feed and fuel: the dual-purpose advantage of an industrial sweetpotato. **Journal of the Science of Food and Agriculture**, Oxford, v. 97, n. 5, p. 1567-1575, 2016. <https://doi.org/10.1002/jsfa.7902>

NAGAI, M.; TANI, M.; KISHIMOTO, Y.; IIZUKA, M.; SAITA, E.; TOYOZAKI, M.; KAMIYA, T.; IKEGUCHI, M.; KONDO, K. Sweet potato (*Ipomoea batatas* L.) leaves suppressed oxidation of low density lipoprotein (LDL) in vitro and in human subjects. **Journal of Clinical Biochemistry and Nutrition**, Mitakecho, v. 48, n. 3, p. 203-208, 2011. <https://doi.org/10.3164/jcfn.10-84>

NWANKWO, I. I. M.; BASSEY, E. E.; AFUAPE, S. O. Yield evaluation of open pollinated sweet potato (*Ipomoea batatas* (L) Lam) genotypes in humid environment of Umudike, Nigeria. **Global Journal of Biology, Agriculture & Health Sciences**, v. 3, n. 1, p. 199-204, Jan-Mar. 2014.

OFORI, G.; ODURO, I.; ELLIS, W. O.; DAPAAH, K. H. Assessment of vitamin A content and sensory attributes of new sweet potato (*Ipomoea batatas*) genotypes in Ghana. **African Journal of Food Science**, v. 3, n. 7, p. 184-192, 2009.

OLIVEIRA, M. K. T.; BEZERRA NETO, F.; CÂMARA, F. A.; DOMBROSKI, J. L. D.; FREITAS, R. M. O. Multiplicação *in vitro* de batata-doce (*Ipomoea batatas* Lam.). **Revista Caatinga**, Mossoró, v. 21, n. 4, p. 129-134, 2008.

PHILLIPS, S. B.; WARREN, J. G.; MULLINS, G. L. Nitrogen rate and application timing affect 'Beauregard' sweetpotato yield and quality. **HortScience**, St. Joseph, v. 40, n. 1, p. 214-217, Feb. 2005.

QUEIROGA, R. C. F.; SANTOS, M. A.; MENEZES, M. A.; VIEIRA, C. P. G.; SILVA, M. C. Fisiologia e produção de cultivares de batata-doce em função da época de colheita. **Horticultura Brasileira**, Brasília, v. 25, n. 3, p. 371-374, Jul-Sep. 2007. <https://doi.org/10.1590/s0102-05362007000300010>

RIBEIRO JÚNIOR, J. I.; MELO, A. L. P. **Guia prático para utilização do SAEG**. Viçosa: Folha Artes Gráficas Ltda, 2008. 288 p.

SILVA, J. B. C.; MELO, W. F.; BUSO, J. A.; NUTTI, M. R.; CARVALHO, P. G. B.; CARVALHO, J. L. V.; NUNES, M. U. C.; FARIAS, A. **Beauregard: cultivar testada e indicada de batata-doce**. Brasília: Embrapa Hortaliças, 2010.

TAKAHATA, Y.; NODA, T.; NAGATA, T. HPLC determination of β -carotene of sweetpotato cultivars and its relationship with colour values. **Japanese Journal of Breeding**, Tokyo, v. 43, n. 3, p. 421-427, 1993. <https://doi.org/10.1270/jsbbs1951.43.421>

VANESBROECK, Z.; HOLMES, G. J.; LITTLE, B. E.; THORNTON, A. C.; TRUONG, V. 'Covington' sweetpotato. **HortScience**, St. Joseph, v. 43, n. 6, p. 1911-1914, Oct. 2008. <https://doi.org/10.21273/hortsci.43.6.1911>

VIANA, D. F. S.; ANDRADE JÚNIOR, V. C.; RIBEIRO, K. G.; PINTO, N. A. V. D.; NEIVA, I. P.; FIGUEIREDO, J. A.; LEMOS, V. T.; PEDROSA, C. E.; AZEVEDO, A. M. Potencial de silagens de ramas de batata-doce para alimentação animal. **Ciência Rural**, Santa Maria, v. 41, n. 8, p. 1466-1471, Aug. 2011. <https://doi.org/10.1590/s0103-84782011000800027>

VILLAREAL, R. L.; LO, H. F. Utilization of sweet potato germplasm by plant breeders. **Philippines Journal of Crop Science**, Laguna, v. 8, n. 3, p. 113-118, 1983.